

OUTCOMES & EXPECTATIONS

Data will be reported to OSEP and will be aggregated for states to determine the effectiveness of educational programs (including transition services) in preparing students with disabilities for employment and post-secondary education after high school exit.

The ultimate purpose of Nebraska's data collection is to improve statewide services and provide feedback to school districts, which will help them improve programs and prepare students for life after school.



**Nebraska Department of Education
Office of Special Education**

301 Centennial Mall South
P.O. Box 94987
Lincoln, NE 68509-4987
Phone: 402-471-2471 (Voice/TDD)
Fax: 402-471-1160

<http://transition.ne.gov/>

Questions?

Please contact Robyn Gonzales at
402-471-4341 or
robyn.gonzales@nebraska.gov

This project is funded by the Nebraska Department of Education under IDEA Part B funds Grant # H027A100079.

With data collected and reported by:

**Bureau of Sociological Research
University of Nebraska-Lincoln
907 Oldfather Hall
P.O. Box 880325**



<http://bosr.unl.edu>

NEBRASKA POST-SCHOOL OUTCOMES

*Measuring Outcomes for
Youth with Disabilities*

Nebraska Department of Education

REPORTING ON THE
2017-2018 SCHOOL YEAR



January 2020

<http://transition.ne.gov/>

OVERVIEW

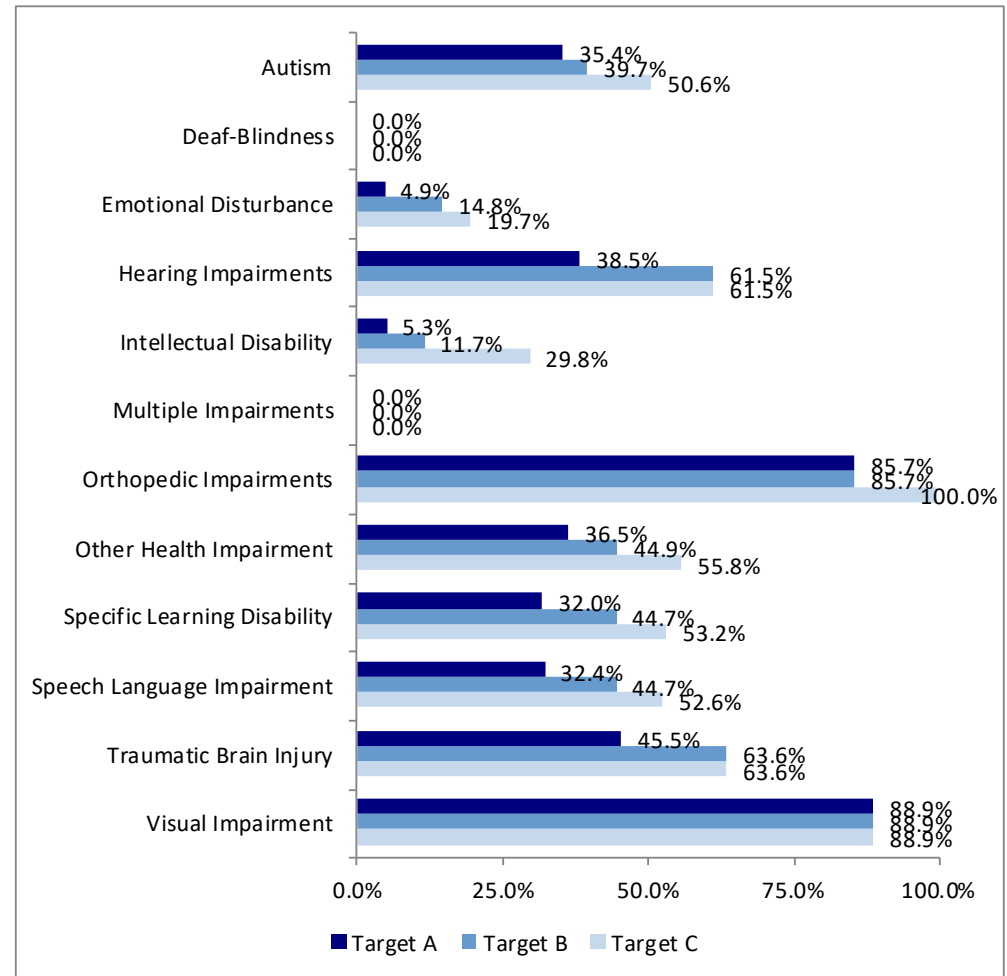
Purpose In 2006, the Nebraska Department of Education Office of Special Education began a new process for collecting post-school outcomes data on former students with disabilities. The data collected from this project will be used to improve transition services for students in Nebraska. The data will also be included in Nebraska's State Performance Plan (SPP) to the U.S. Department of Education Office of Special Education Programs (OSEP).

Framework **When is data collected?** Post-school outcomes data is collected annually on all former students with disabilities on IEPs who exited high school from July 1 to June 30 of each year. Data is collected approximately one year after high school exit, with the first post-school outcomes data being collected on students who exited high school from July 1, 2005, to June 30, 2006.

How is data collected? The Nebraska Department of Education has contracted with the Bureau of Sociological Research (BOSR) at the University of Nebraska-Lincoln to contact former students and conduct surveys via mail and phone. BOSR developed reports documenting state, Educational Service Unit (ESU) and individual school district results. Attempts are made to contact and survey *all* former students on IEPs who exited by (1) graduating with a diploma, (2) completing with a certificate, (3) reaching maximum age, or (4) dropping out.

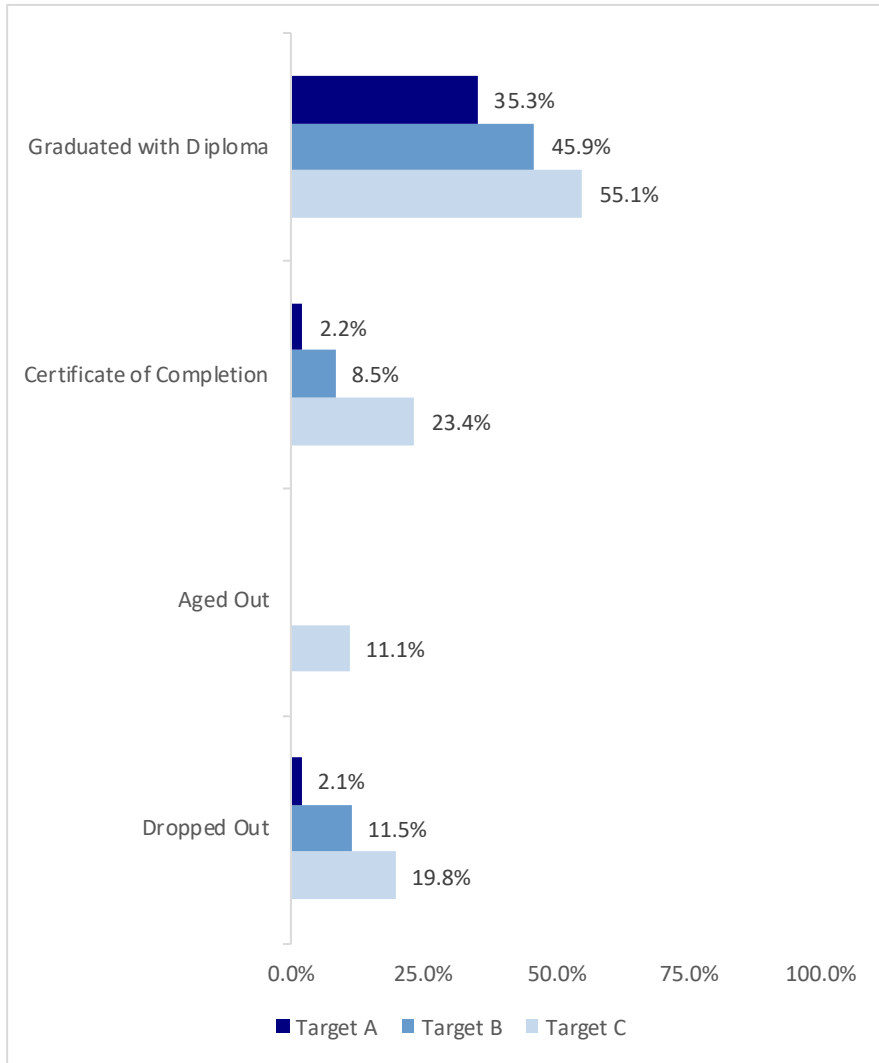
What data is included in this Fact Book? Data from the most recent survey period is included although some questions include many years worth of data to help show possible trends.

Combined 2017-18 Targets met by disability



TARGETS

Combined 2017-18 Targets met by exit reason



FACTS & FIGURES

ABOUT THE STUDY

Survey period	August 2, 2019 to November 7, 2019
School year surveyed	2017-2018

ABOUT THE POPULATION

Each school district within the state was required to report the names and exit reasons of all special education students to the Office of Special Education in July of 2018. As part of this project, the schools were later asked to provide contact information for this same list of students.

Participating school districts	218
Students in NSSRS ("population")	2,653

ABOUT THE SURVEY

All survey respondents were first mailed a paper survey. Any who did not reply via mail, were called via phone to try to complete the questionnaire that way.

Total completed interviews	823
	421 (51.2%) mail
	402 (48.8%) phone

CALLING STATISTICS

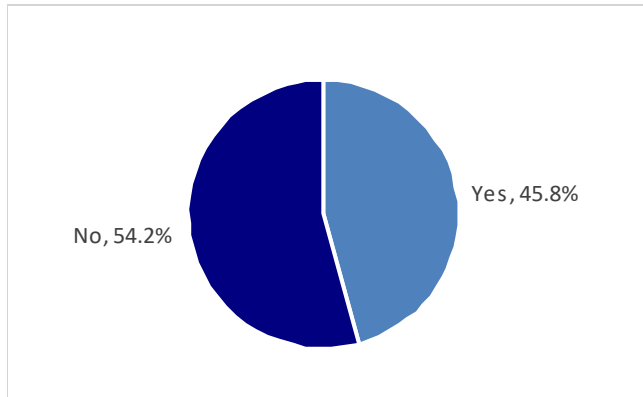
Total dialings	13,738
Average interview length	5 minutes 59 seconds
Total attempts to complete	Minimum: 1
	Maximum: 16
	Mean: 4.13

EDUCATION FACTS

Participant's High School Exit Standing
(From completed interviews)

Received diploma	85.1%
Certificate of completion	8.4%
Aged out	1.0%
Dropped out	5.6%

2019 Survey Any education since high school



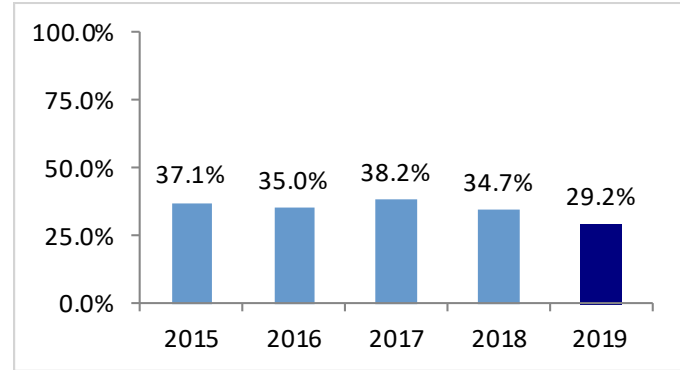
Those students who indicated that they were enrolled in post-secondary education were asked the following:

In what type of post-secondary education are you currently enrolled?

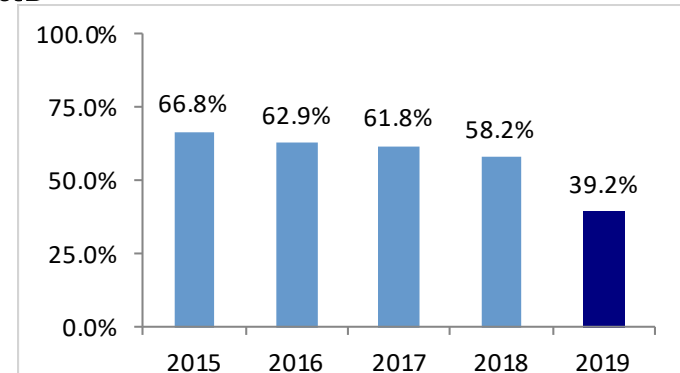
	At Time of Survey
2-year college	56.7%
4-year college or university	28.4%
Vocational/Technical school	3.6%
HS completion program	2.5%
Short-term training program	0.8%
Other	6.9%
Military	1.2%
Enrolled while incarcerated	0.0%

TRENDS IN TARGETS

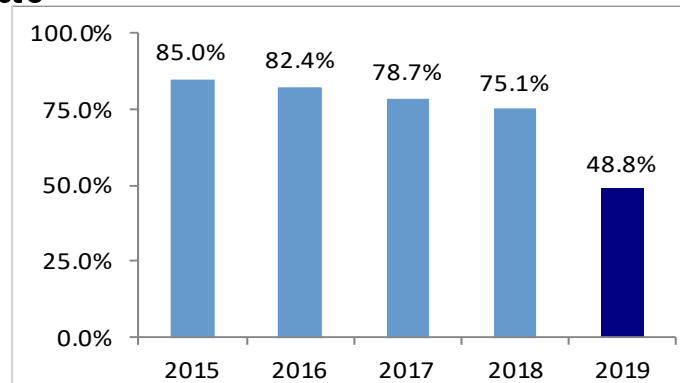
Target A



Target B



Target C

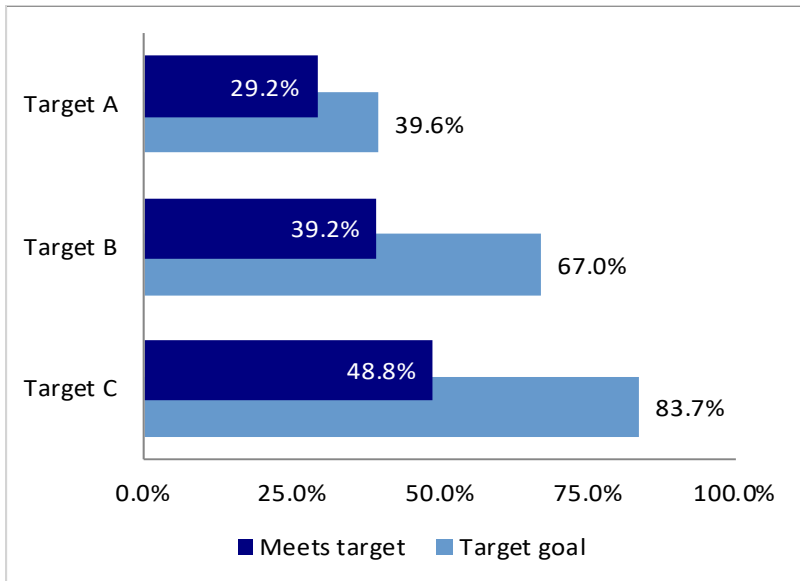


TARGETS

All states use the following three “targets” to report annually to OSEP. The targets are:

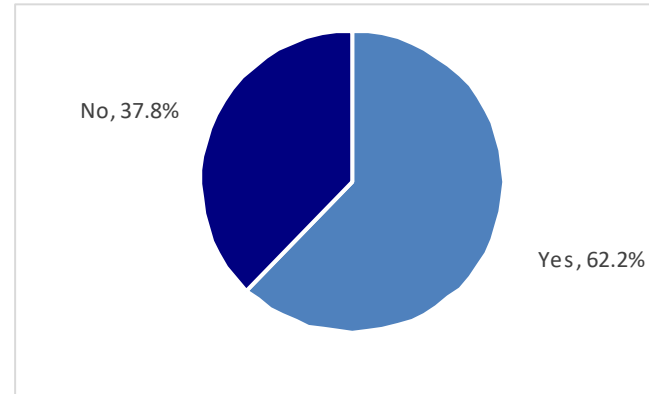
- Target A: Percent enrolled in higher education within 1 year of exiting high school**
- Target B: Percent enrolled in higher education or competitively employed within 1 year of leaving high school**
- Target C: Percent enrolled in higher education or in some other post-secondary education or training program, or competitively employed or in some other employment within 1 year of exiting high school**

Nebraska students meeting targets versus target goals are:



EMPLOYMENT FACTS

62.2% of participants reported being **Currently Employed (at the time of the survey)**



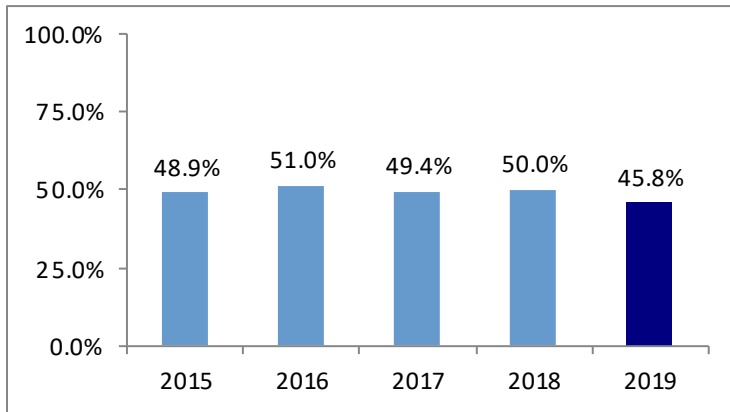
56.2% of those not currently employed reported being **Employed at Some Time Since Exiting High School**

While 43.8% of participants reported being **Never Employed Since Exiting High School**

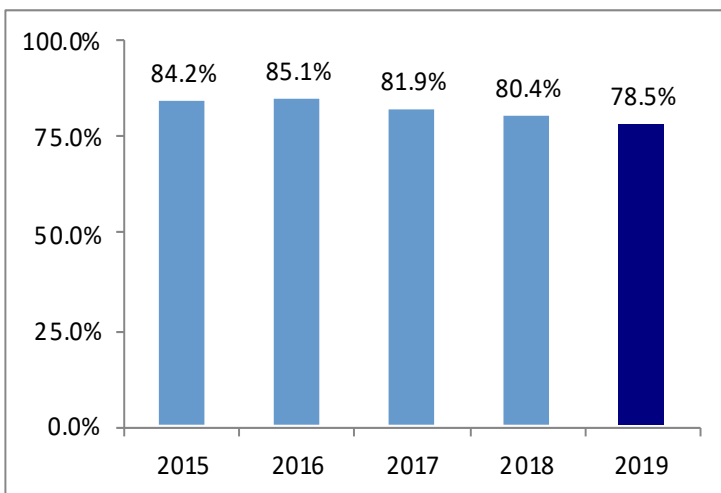
Overall, 78.5% of students had been **Employed Since Exiting High School**

TRENDS

Post-Secondary Education Over the Past 5 Years



Employment Over the Past 5 Years



AGENCIES & ASSISTANCE

Currently receiving services from an adult agency:

Yes	13.8%
No	86.2%

Those students who indicated that they were not currently receiving services from an adult agency were asked the following:

Ever received services from an adult agency (of those not currently receiving services):

Yes	11.2%
No	88.8%

From which agency or agencies have you received services?

